

ELECTRIC GENERAL

0000-00

INDEX**ELECTRIC SYSTEM****GENERAL**

1. LOCATIONS OF INTERIOR UNITS AND SENSORS	2
2. LOCATION AND COMPARTMENT OF INTERIOR SWITCHES	4
3. SWITCHES, UNITS AND SENSORS IN ENGINE COMPARTMENT.....	6
4. ELECTRIC COMPONENTS AND LAYOUT	8
5. DIAGNOSTIC CONNECTOR	10



اولین سامانه دیجیتال تعمیرکاران خودرو در ایران


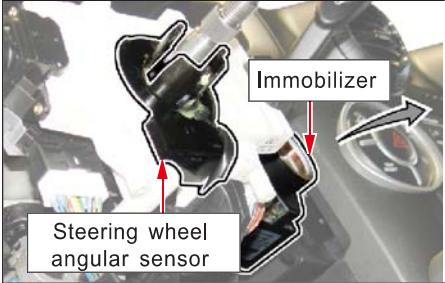
ELECTRIC GENERAL

0000-00



GENERAL

1. LOCATIONS OF INTERIOR UNITS AND SENSORS


Steering Wheel Angular Sensor / Immobilizer




Under Instrument Panel




Door lock relay




Interior Temperature



TCCU and TCU



Modification basis	
Application basis	
Affected VIN	



ELECTRIC SYSTEM

FUSE AND RELAYS

STEPS

IMMOBILIZER

CLUSTER

LAMP

SWITCH

WIPER & WASHER

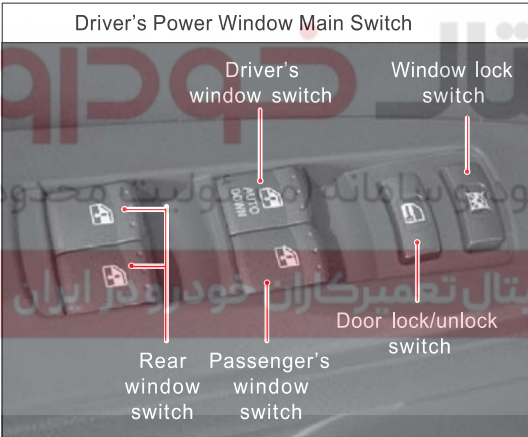
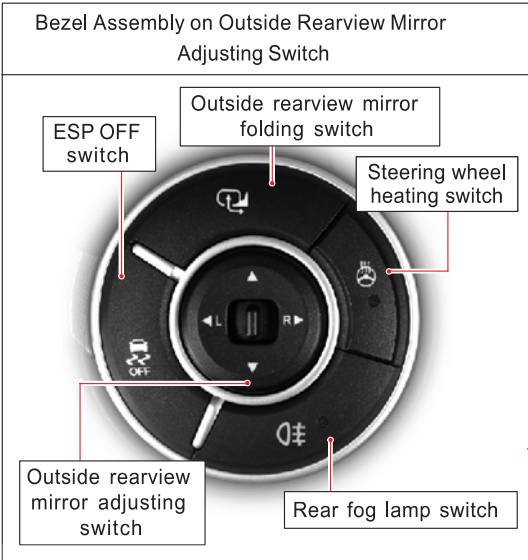
RAIN SENSOR

PAS



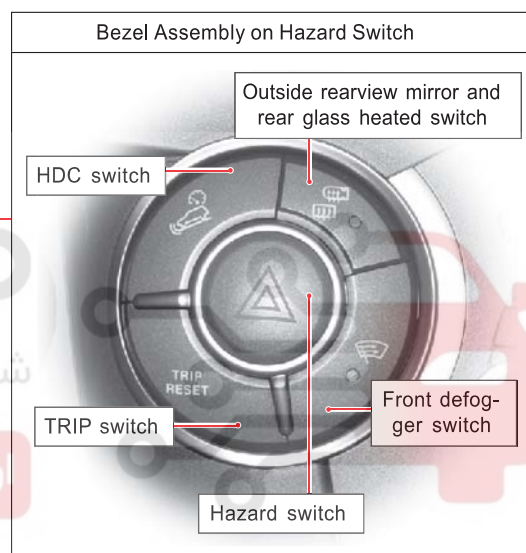
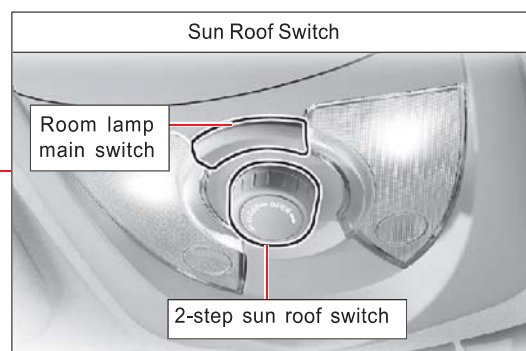
AUDIO SYSTEM

Modification basis	
Application basis	
Affected VIN	

2. LOCATION AND COMPARTMENT OF INTERIOR SWITCHES



Modification basis	
Application basis	
Affected VIN	



Modification basis	
Application basis	
Affected VIN	

3. SWITCHES, UNITS AND SENSORS IN ENGINE COMPARTMENT


Receiver drier and horn



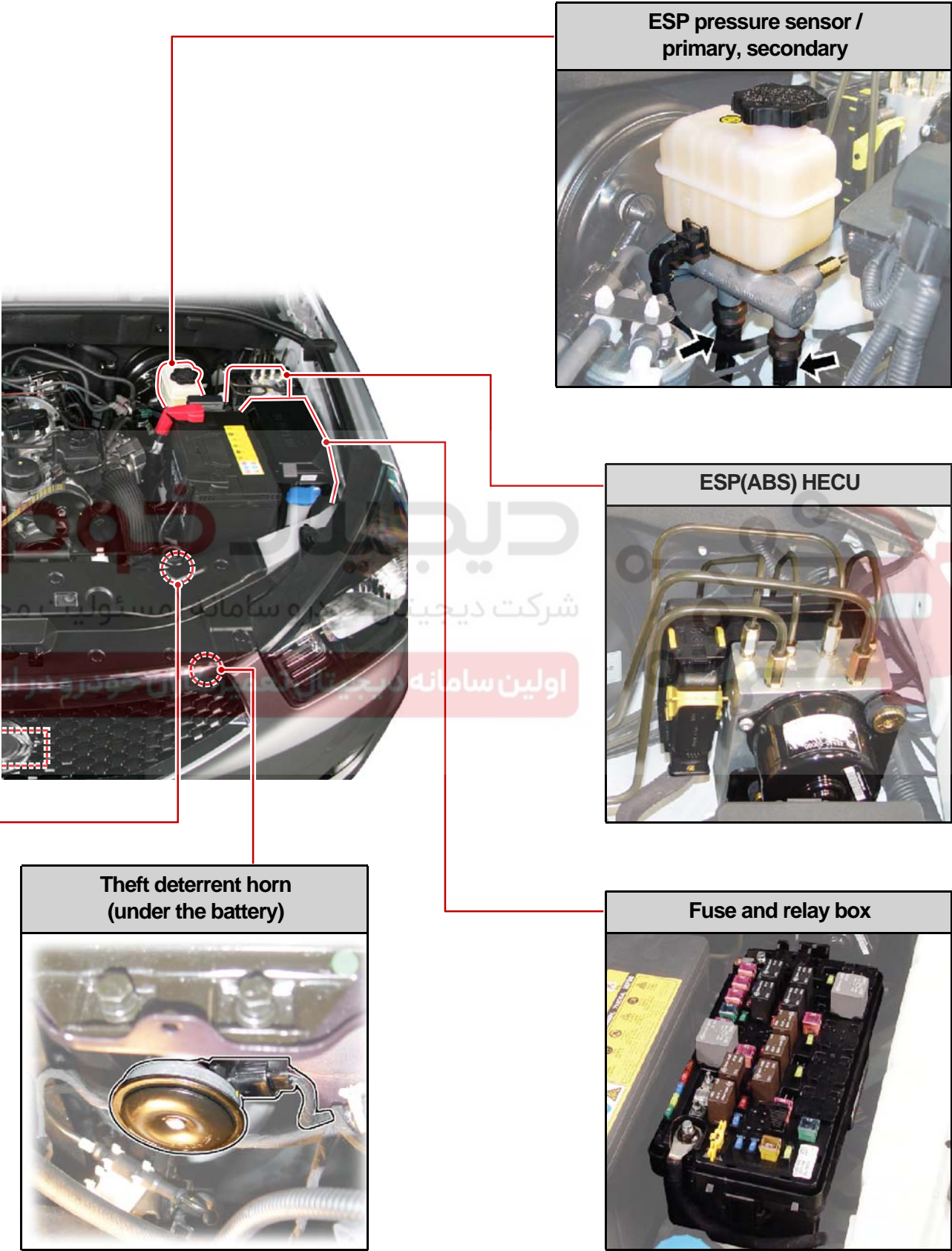
Ambient temperature sensor



IWE vacuum solenoid valve (4WD)



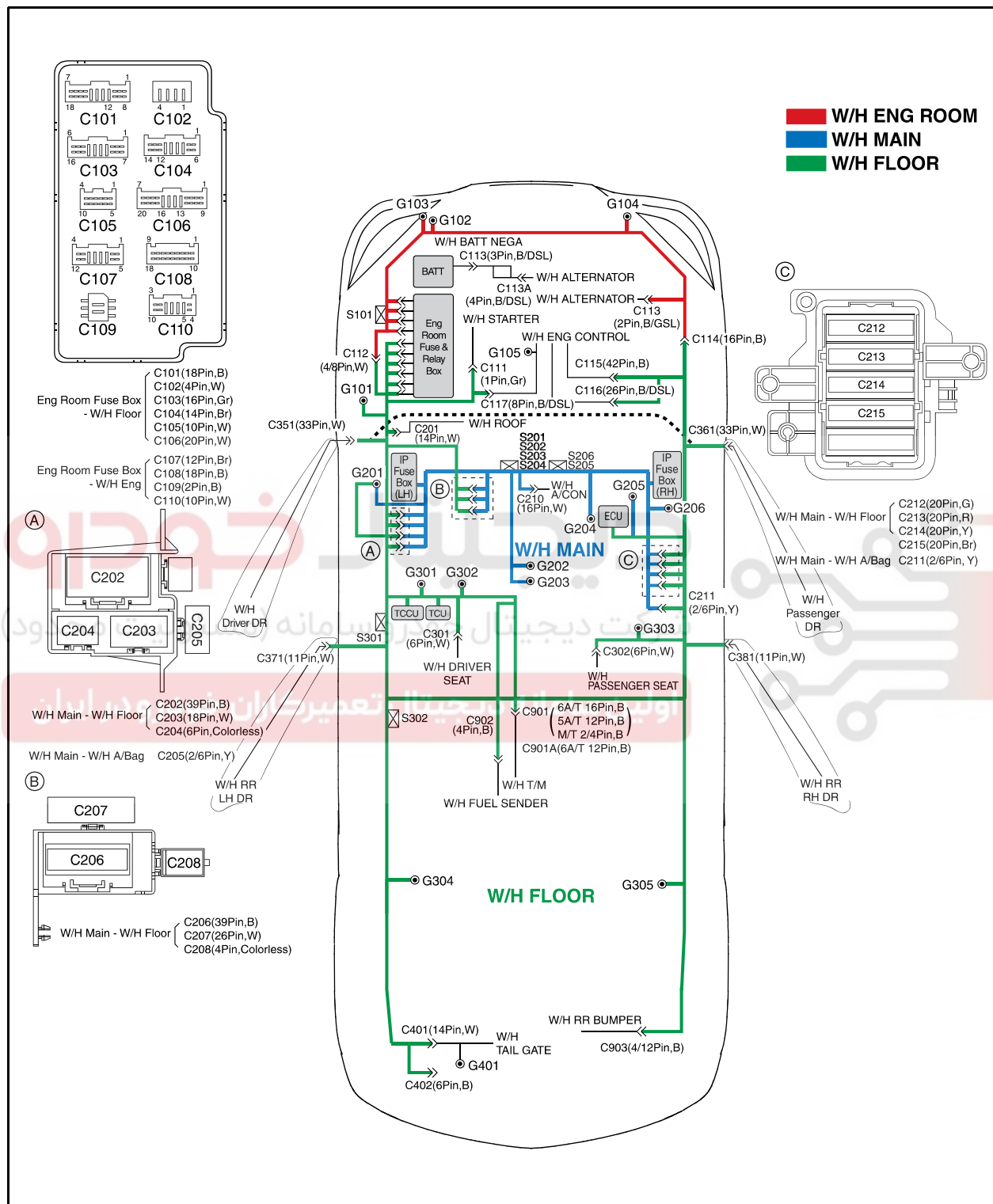
(on battery tray)



Modification basis	
Application basis	
Affected VIN	

4. ELECTRIC COMPONENTS AND LAYOUT

1) Wiring Harness Arrangement

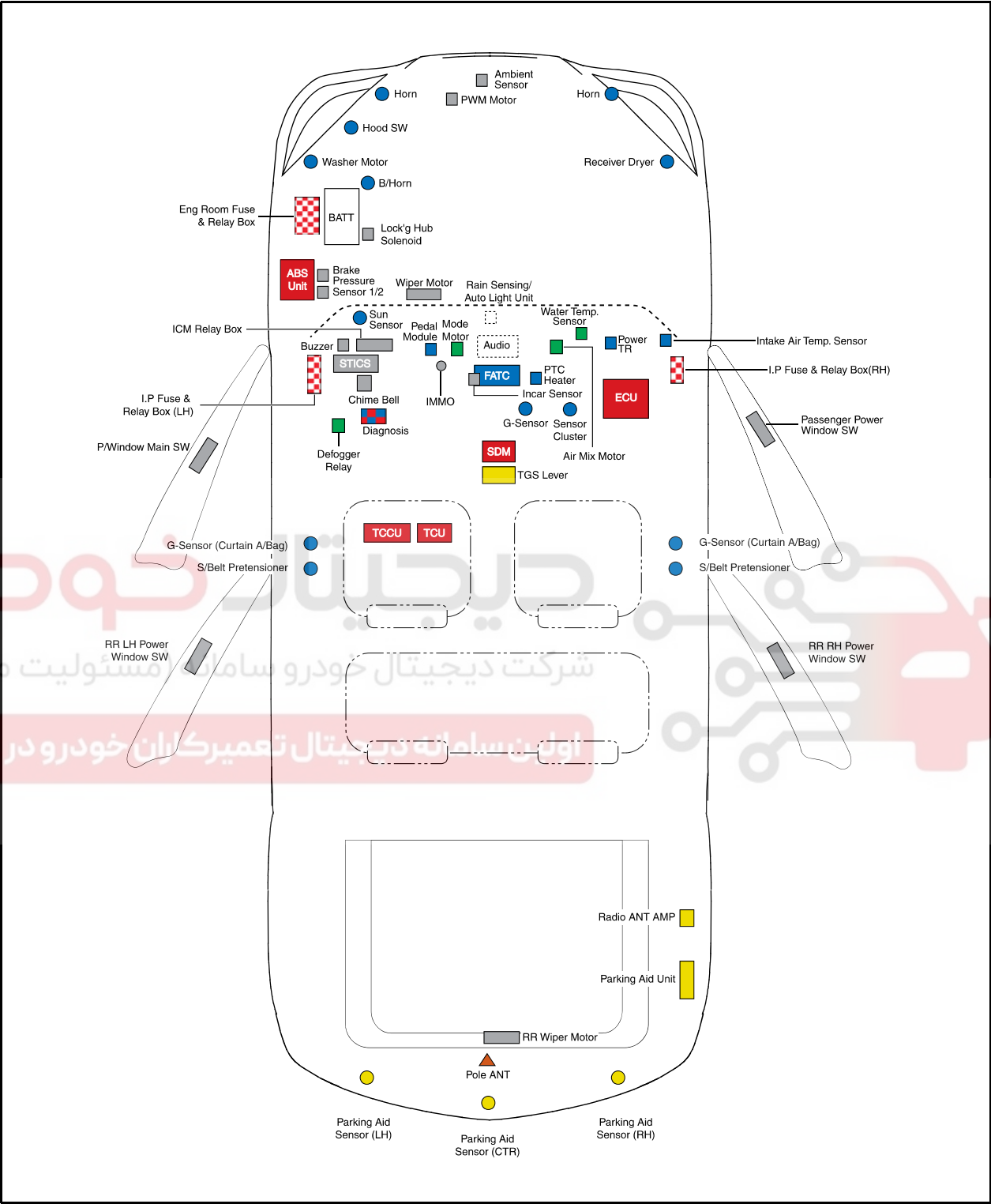


ELECTRIC SYSTEM

undefined

Modification basis	
Application basis	
Affected VIN	

2) Components Locator




Modification basis	
Application basis	
Affected VIN	

5. DIAGNOSTIC CONNECTOR

1) Pin Arrangement of Diagnostic Connector

It is installed under the instrument panel and consists of 16 pins.

The REKES key coding should be performed with Scan-100.



2) Functions of Terminal

Pin no. 1	-
Pin no. 2	-
Pin no. 3	STICS
Pin no. 4	Ground
Pin no. 5	Signal ground
Pin no. 6	CAN - HIGH
Pin no. 7	Engine ECU
Pin no. 8	ABS / ESP
Pin no. 9	Air bag
Pin no. 10	-
Pin no. 11	TCU
Pin no. 12	-
Pin no. 13	TCCU
Pin no. 14	CAN - LOW
Pin no. 15	STICS "B21"
Pin no. 16	Battery +